


Cadences 1


Look at each cadence and play it on the computer or a keyboard . Write the Roman numerals to indicate the chords in it. Determine whether it is perfect (authentic), plagal (Amen), imperfect (half cadence), or interrupted (deceptive).

Imperfect (minor)




I V

Perfect




V I

Plagal




IV I

Imperfect (major)




I V

Interrupted




V vi

Perfect




V I

Perfect




V I

Perfect




V I

Perfect (minor)



V I

Plagal




iv I

Imperfect



IV V

Imperfect (minor)












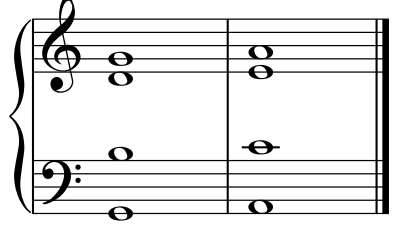


ii V

Name _____

Class _____

Cadences 2

Look at each cadence and play it on the computer or a keyboard . Write the Roman numerals to indicate the chords in it. Determine whether it is perfect (authentic), plagal (Amen), imperfect (half cadence), or interrupted (deceptive).













<p>perfect (authentic)</p>  <p>V I</p>	<p>perfect (authentic)</p>  <p>V I</p>	<p>plagal (Amen)</p>  <p>IV I</p>
<p>interrupted (deceptive)</p>  <p>V VI</p>	<p>perfect (authentic)</p>  <p>V I</p>	<p>perfect (authentic)</p>  <p>V I</p>
<p>perfect (authentic)</p>  <p>V I</p>	<p>plagal (Amen)</p>  <p>IV I</p>	<p>imperfect (half cadence)</p>  <p>IV V</p>
<p>interrupted (deceptive)</p>  <p>V VI</p>	<p>imperfect (half cadence)</p>  <p>IV V</p>	<p>perfect (authentic)</p>  <p>V I</p>

Name _____

Class _____

Cadences 3

Look at each cadence and play it on the computer or a keyboard. Write the Roman numerals to indicate the chords in it. Determine whether it is perfect (authentic), plagal (Amen), imperfect (half cadence), or interrupted (deceptive).

<p>plagal (Amen)</p>  <p>IV I</p>	<p>interrupted (deceptive)</p>  <p>V VI</p>	<p>imperfect (half cadence)</p>  <p>IV V</p>
<p>perfect (authentic)</p>  <p>V I</p>	<p>interrupted (deceptive)</p>  <p>V VI</p>	<p>perfect (authentic)</p>  <p>V I</p>
<p>perfect (authentic)</p>  <p>V I</p>	<p>imperfect (half cadence)</p>  <p>IV V</p>	<p>imperfect (half cadence)</p>  <p>IV V</p>
<p>interrupted (deceptive)</p>  <p>V VI</p>	<p>imperfect (half cadence)</p>  <p>IV V</p>	<p>perfect (authentic)</p>  <p>V I</p>

Name _____

Class _____

Cadences 4

Look at each cadence and play it on the computer or a keyboard . Write the Roman numerals to indicate the chords in it. Determine whether it is perfect (authentic), plagal (Amen), imperfect (half cadence), or interrupted (deceptive).

imperfect (half cadence)	perfect (authentic)	plagal (Amen)
I V	V I	IV I

imperfect (half cadence)	interrupted (deceptive)	perfect (authentic)
I V	V VI	V I

imperfect (half cadence)	interrupted (deceptive)	perfect (authentic)
I V	IV V	IV I

imperfect (half cadence)	perfect (authentic)	interrupted (deceptive)
IV V	V I	V VI


Name _____

Class _____

Cadences 5


Look at each cadence and play it on the computer or a keyboard . Write the Roman numerals to indicate the chords in it. Determine whether it is perfect (authentic), plagal (Amen), imperfect (half cadence), or interrupted (deceptive).

plagal (Amen)



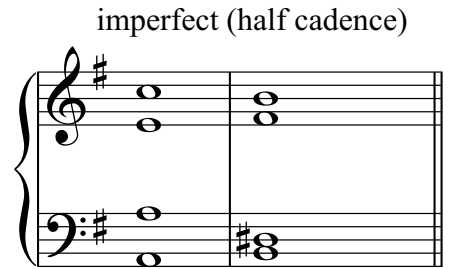
I V

perfect (authentic)




V I

imperfect (half cadence)




IV V

imperfect (half cadence)




I V

interrupted (deceptive)




V VI

perfect (authentic)




V I

imperfect (half cadence)



I V

interrupted (deceptive)




IV V

perfect (authentic)




V I

interrupted (deceptive)



V VI

imperfect (half cadence)



IV V

perfect (authentic)



V I

5

Fl.

Imperfect (IV - V)

Pno.

6

Fl.

Perfect (V - I)

Pno.

Name _____

Cadences 7

Class _____

Listen to the following melodies.

Name the cadence that you hear at the end of each melody on the given line.

1

Flute

Piano

Interrupted (V - VI)

2

Fl.

Pno.

Perfect (V - I)

3

Fl.

Pno.

Imperfect (I - V)

4

Fl.

Pno.

Plagal (IV - I)

5

Fl.

Pno.

Interrupted (V - VI)

6

Fl.

Pno.

Perfect (V - I)

Name _____

Cadences 8

Class _____

Listen to the following melodies.

Name the cadence that you hear at the end of each melody on the given line.

1

Flute

Perfect (V - I)

Piano

2

Fl.

Interrupted (V - VI)

Pno.

3

Fl.

Plagal (IV - I)

Pno.

4

Fl.

Imperfect (IV - V)

Pno.

5

Fl.

Interrupted (V - VI)

Pno.

6

Fl.

Perfect (V - I)

Pno.

Name _____

Cadences 9

Class _____

Listen to the following melodies.

Name the cadence that you hear at the end of each melody on the given line.

1

Flute

Imperfect (IV - V)

Piano

2

Fl.

Perfect (V - I)

Pno.

3

Fl.

Plagal (IV - I)

Pno.

4

Fl.

Interrupted (V - VI)

Pno.

5

Fl.

Perfect (V - I)

Pno.

6

Fl.

Perfect (V - I)

Pno.

Name _____

Cadences 10

Class _____

Listen to the following melodies.

Name the cadence that you hear at the end of each melody on the given line.

1

Flute



Interrupted (V - VI)

2

Fl.



Perfect (V - I)

3

Fl.



Plagal (IV - I)

4

Fl.



Imperfect (IV - V)

5

Fl.

Interrupted (V - VI)

Pno.

6

Fl.

Perfect (V - I)

Pno.