








WJEC GCSE Health and Social Care and Childcare 3570UD0-1

All Candidates' performance across questions

						
Question Title	N	Mean	S D	Max Mark	FF	Attempt %
1	241	2.7	0.7	3	90.7	100
2	241	0.8	0.9	3	26.1	100
3	241	2.1	1.9	8	26.7	100
4	241	6	2.2	14	42.6	100
5	241	5.7	2.3	12	47.7	100
6	241	8.6	2.7	15	57.5	100
7	241	4.2	3.1	16	26	100
8	240	2.7	2.1	9	29.7	99.6

If you are accessing this document in a web browser and are only able to see this single page, please download the document and re-open it in Adobe Reader in order to fully access the exemplar material.

