








WJEC GCE Health and Social Care and Childcare 1570U50-1

All Candidates' performance across questions

						
Question Title	N	Mean	S D	Max Mark	FF	Attempt %
1	223	12.5	3.4	20	62.5	100
2	222	9.1	3.5	20	45.3	99.5
3	222	9.1	3.1	18	50.7	99.5
4	222	11.4	3.7	24	47.4	99.5
5	212	8.8	4.3	18	49	95.1

If you are accessing this document in a web browser and are only able to see this single page, please download the document and re-open it in Adobe Reader in order to fully access the exemplar material.

